



Boston University Wheelock College of Education
& Human Development
Center on the Ecology of Early Development

Mapping Early Care and Education Providers in Multnomah County

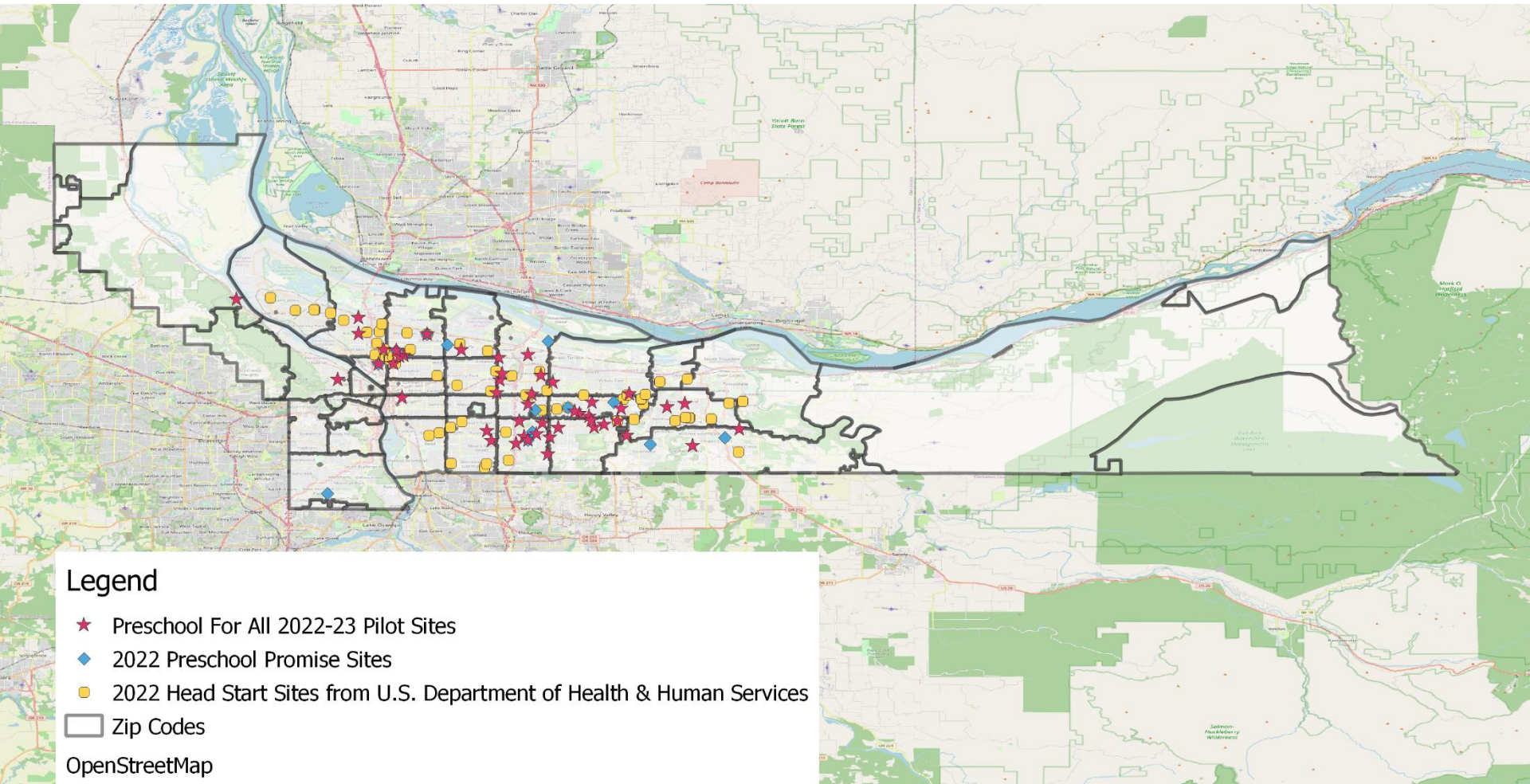
PREPARED BY SARA K. MORAN, KYLE DEMEO COOK & STEPHANIE M. CURENTON

FOR

THE BOSTON UNIVERSITY - MULTNOMAH COUNTY PRESCHOOL FOR ALL (PFA)
RESEARCH & EVALUATION PARTNERSHIP

MAY 2023

Mapping Area: Pre-K Funding Source

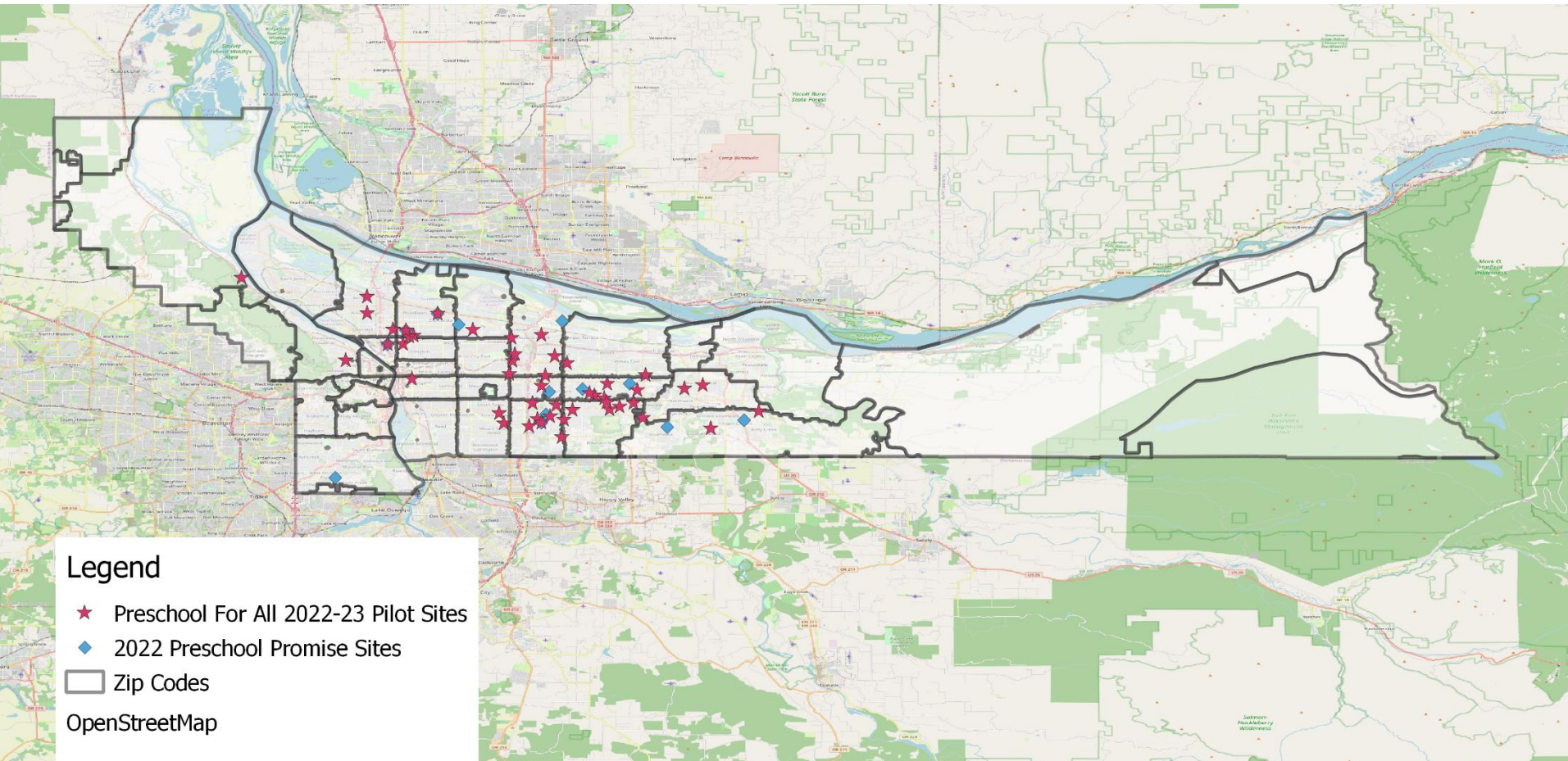


Data Source: U.S. Census Bureau. (2022). *2020 American Community Survey 5-year estimates, generated by the Boston University Center of Ecology of Early Development*, retrieved via U.S. Census Bureau API.



Boston University Wheelock College of Education & Human Development
Center on the Ecology of Early Development

Mapping Area: Preschool for All and Preschool Promise Sites

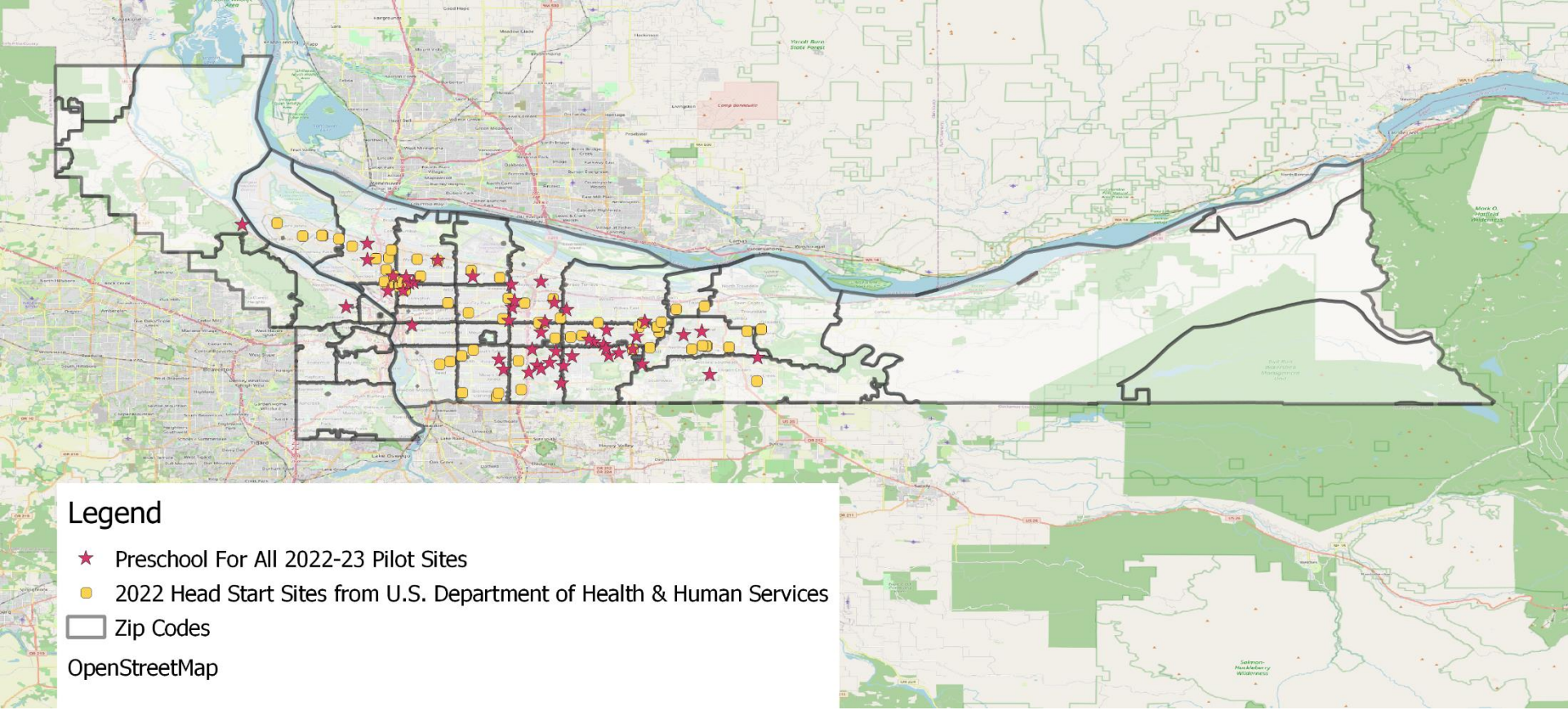


Data Source: U.S. Census Bureau. (2022). *2020 American Community Survey 5-year estimates, generated by the Boston University Center of Ecology of Early Development*, retrieved via U.S. Census Bureau API.



Boston University Wheelock College of Education & Human Development
Center on the Ecology of Early Development

Mapping Area: Preschool for All and Head Start Sites



Data Source: U.S. Census Bureau. (2022). *2020 American Community Survey 5-year estimates, generated by the Boston University Center of Ecology of Early Development*, retrieved via U.S. Census Bureau API.



Young Children in Multnomah County: By Pre-K Funding Source



Legend

- ★ Preschool For All 2022-23 Pilot Sites
- ◆ 2022 Preschool Promise Sites
- 2022 Head Start Sites from U.S. Department of Health & Human Services

Children Under6

- 0 - 1403
- 1403 - 2805
- 2805 - 4208
- 4208 - 5610

Data Source: U.S. Census Bureau. (2022). *2020 American Community Survey 5-year estimates, generated by the Boston University Center of Ecology of Early Development*, retrieved via U.S. Census Bureau API.



Boston University Wheelock College of Education
& Human Development
Center on the Ecology of Early Development

Young Children in Multnomah County: Preschool for All and Preschool Promise Sites



Legend

★ Preschool For All 2022-23 Pilot Sites

◆ 2022 Preschool Promise Sites

Children Under 6

□ 0 - 1403

■ 1403 - 2805

■ 2805 - 4208

■ 4208 - 5610

Data Source: U.S. Census Bureau. (2022). *2020 American Community Survey 5-year estimates*, generated by the Boston University Center of Ecology of Early Development, retrieved via U.S. Census Bureau API.



Boston University Wheelock College of Education
& Human Development
Center on the Ecology of Early Development

Young Children in Multnomah County: Preschool for All and Head Start Sites



Legend

- ★ Preschool For All 2022-23 Pilot Sites
- 2022 Head Start Sites from U.S. Department of Health & Human Services

Children Under 6

- 0 - 1403
- 1403 - 2805
- 2805 - 4208
- 4208 - 5610

Data Source: U.S. Census Bureau. (2022). *2020 American Community Survey 5-year estimates, generated by the Boston University Center of Ecology of Early Development*, retrieved via U.S. Census Bureau API.



Boston University Wheelock College of Education
& Human Development
Center on the Ecology of Early Development

Child Care Demand in Multnomah County: By Pre-K Funding Source



Legend

- ★ Preschool For All 2022-23 Pilot Sites
- ◆ 2022 Preschool Promise Sites
- 2022 Head Start Sites from U.S. Department of Health & Human Services

Children Under 6 with Working Parents

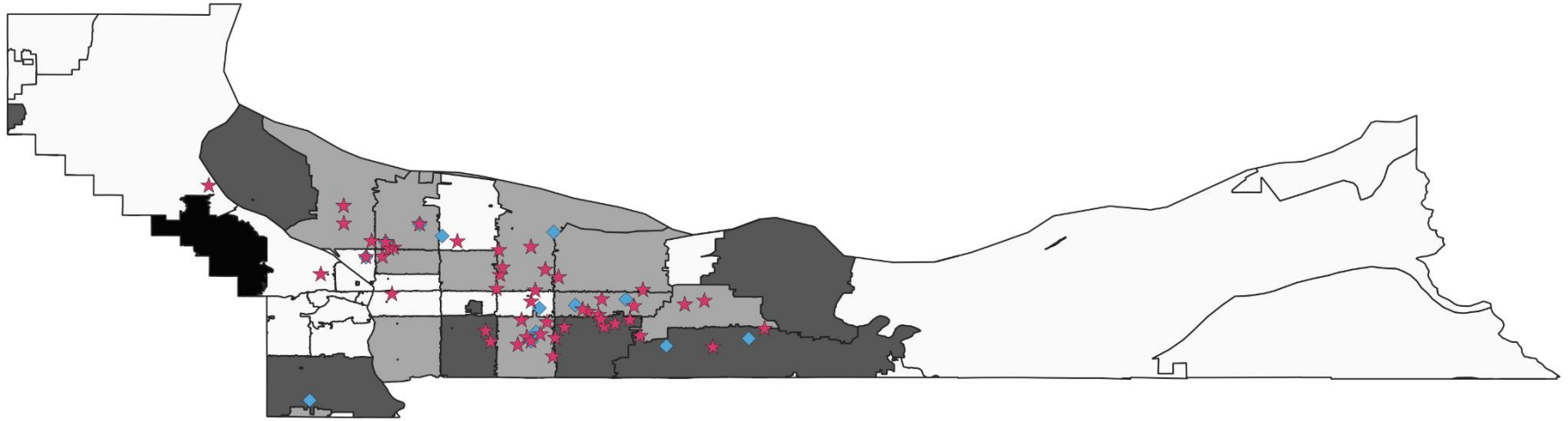
- 0 - 896
- 896 - 1793
- 1793 - 2689
- 2689 - 3585

Data Source: U.S. Census Bureau. (2022). *2020 American Community Survey 5-year estimates, generated by the Boston University Center of Ecology of Early Development*, retrieved via U.S. Census Bureau API.



Boston University Wheelock College of Education
& Human Development
Center on the Ecology of Early Development

Child Care Demand in Multnomah County: Preschool for All and Preschool Promise Sites



Legend

★ Preschool For All 2022-23 Pilot Sites

◆ 2022 Preschool Promise Sites

Children Under 6 with Working Parents

□ 0 - 896

■ 896 - 1793

■ 1793 - 2689

■ 2689 - 3585

Data Source: U.S. Census Bureau. (2022). *2020 American Community Survey 5-year estimates, generated by the Boston University Center of Ecology of Early Development*, retrieved via U.S. Census Bureau API.



Boston University Wheelock College of Education
& Human Development
Center on the Ecology of Early Development

Child Care Demand in Multnomah County: Preschool for All and Head Start Sites



Legend

- ★ Preschool For All 2022-23 Pilot Sites
- 2022 Head Start Sites from U.S. Department of Health & Human Services

Children Under 6 with Working Parents

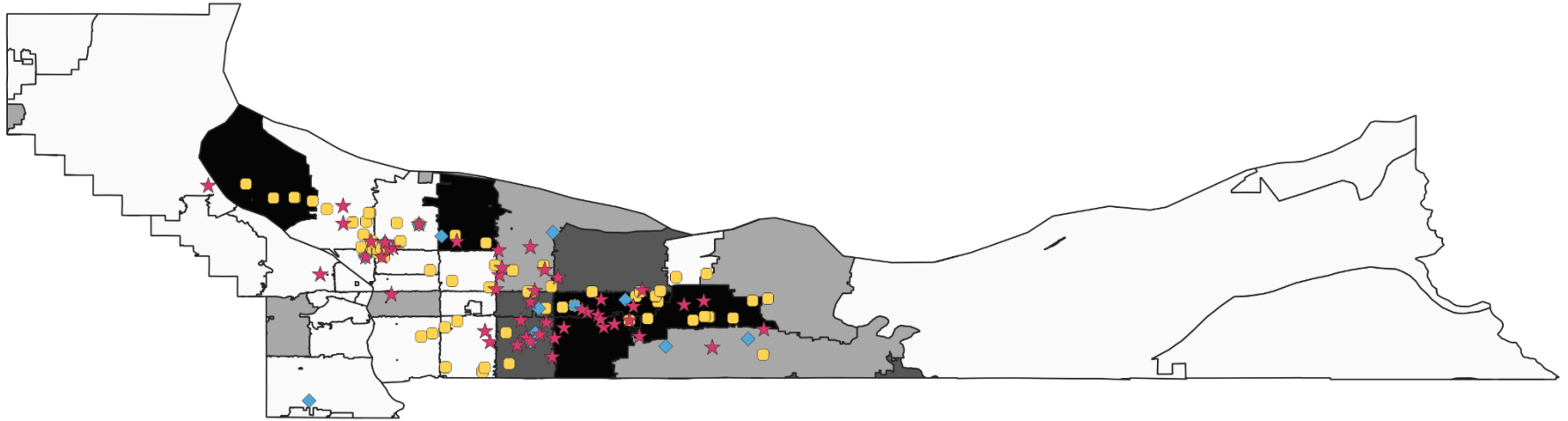
- 0 - 896
- 896 - 1793
- 1793 - 2689
- 2689 - 3585

Data Source: U.S. Census Bureau. (2022). *2020 American Community Survey 5-year estimates, generated by the Boston University Center of Ecology of Early Development*, retrieved via U.S. Census Bureau API.



Boston University Wheelock College of Education
& Human Development
Center on the Ecology of Early Development

Young Children Below Poverty in Multnomah County: By Pre-K Funding Source



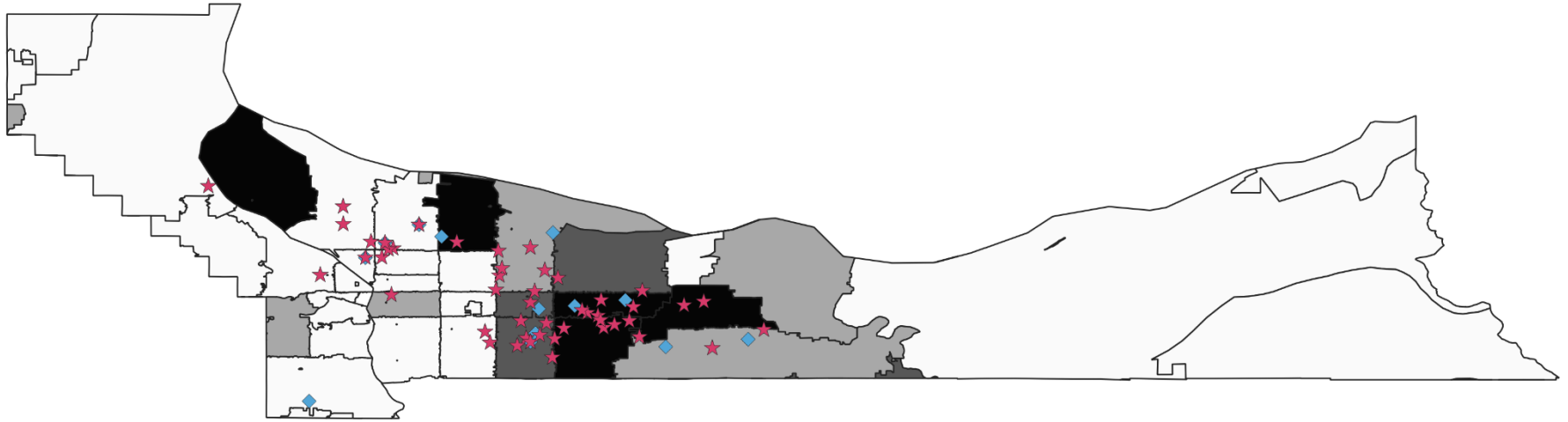
Legend

- ★ Preschool For All 2022-23 Pilot Sites
- ◆ 2022 Preschool Promise Sites
- 2022 Head Start Sites from U.S. Department of Health & Human Services

% Children Under 6 Below Poverty

- 0 - 0.1
- 0.1 - 0.21
- 0.21 - 0.31
- 0.31 - 0.41

Young Children Below Poverty in Multnomah County: Preschool for All and Preschool Promise Sites



Legend

★ Preschool For All 2022-23 Pilot Sites

◆ 2022 Preschool Promise Sites

% Children Under 6 Below Poverty

□ 0 - 0.1

□ 0.1 - 0.21

□ 0.21 - 0.31

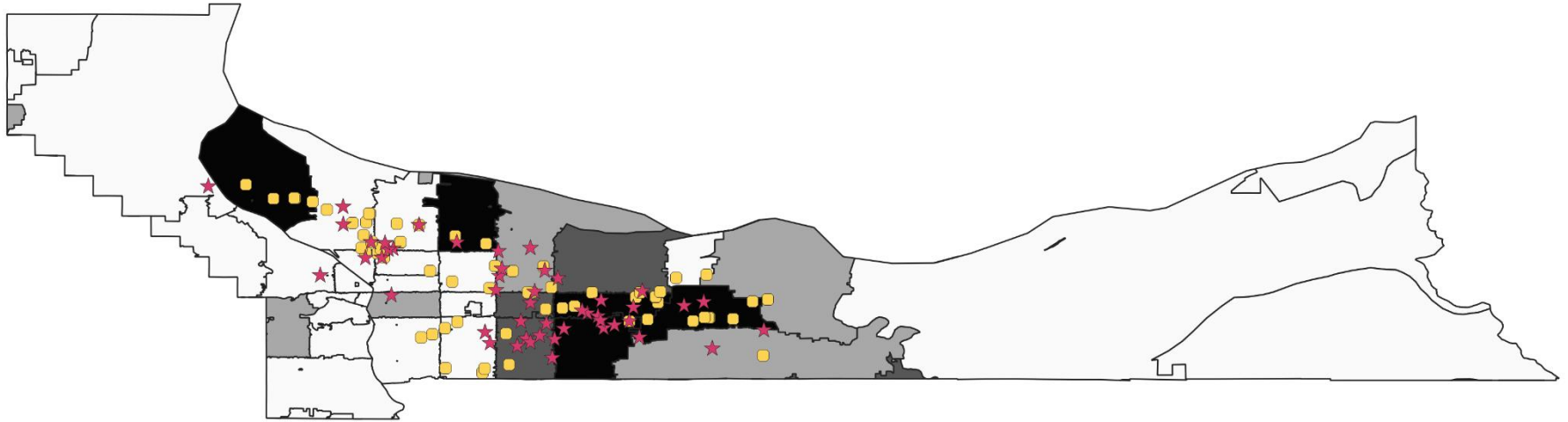
□ 0.31 - 0.41

Data Source: U.S. Census Bureau. (2022). *2020 American Community Survey 5-year estimates, generated by the Boston University Center of Ecology of Early Development*, retrieved via U.S. Census Bureau API.



Boston University Wheelock College of Education
& Human Development
Center on the Ecology of Early Development

Young Children Below Poverty in Multnomah County: Preschool for All and Head Start Sites



Legend

- ★ Preschool For All 2022-23 Pilot Sites
- 2022 Head Start Sites from U.S. Department of Health & Human Services

% Children Under 6 Below Poverty

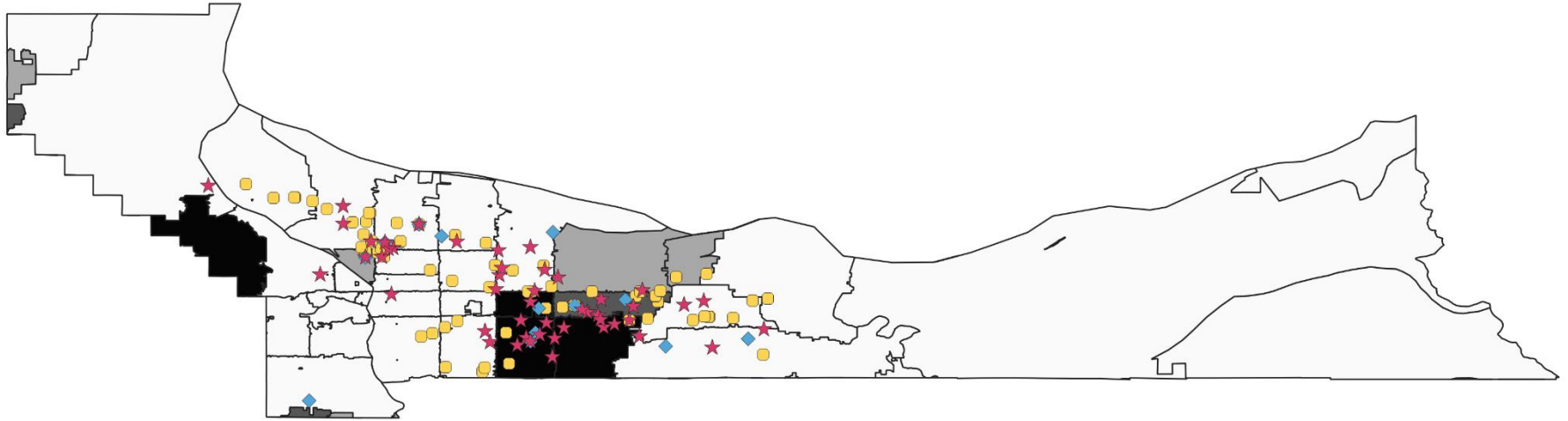
- 0 - 0.1
- 0.1 - 0.21
- 0.21 - 0.31
- 0.31 - 0.41

Data Source: U.S. Census Bureau. (2022). *2020 American Community Survey 5-year estimates, generated by the Boston University Center of Ecology of Early Development*, retrieved via U.S. Census Bureau API.



Boston University Wheelock College of Education
& Human Development
Center on the Ecology of Early Development

Race/Ethnicity of Young Children in Multnomah County: Children that identify as Asian/Pacific Islander By Pre-K Funding Source



Legend

- ★ Preschool For All 2022-23 Pilot Sites
- ◆ 2022 Preschool Promise Sites
- 2022 Head Start Sites from U.S. Department of Health & Human Services

% Children Under 5 identify as Asian/Pacific Islander

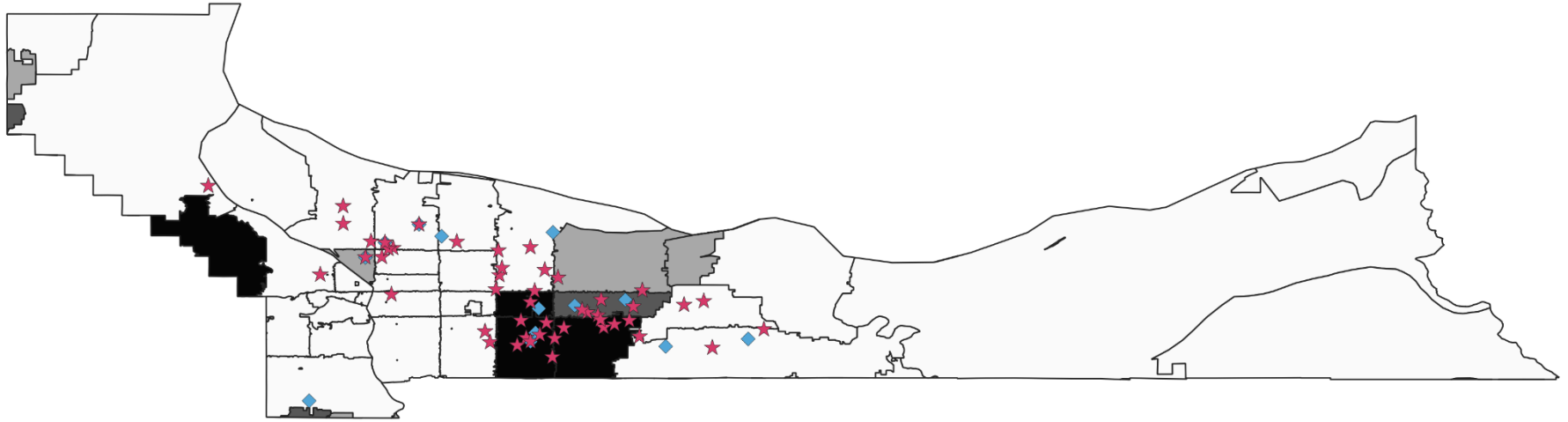
- 0 - 0.054
- 0.054 - 0.108
- 0.108 - 0.161
- 0.161 - 0.215

Data Source: U.S. Census Bureau. (2022). *2020 American Community Survey 5-year estimates, generated by the Boston University Center of Ecology of Early Development*, retrieved via U.S. Census Bureau API.



Boston University Wheelock College of Education
& Human Development
Center on the Ecology of Early Development

Race/Ethnicity of Young Children in Multnomah County: Children that identify as Asian/Pacific Islander Preschool for All and Preschool Promise Sites



Legend

- ★ Preschool For All 2022-23 Pilot Sites
- ◆ 2022 Preschool Promise Sites

% Children Under 5 identify as Asian/Pacific Islander

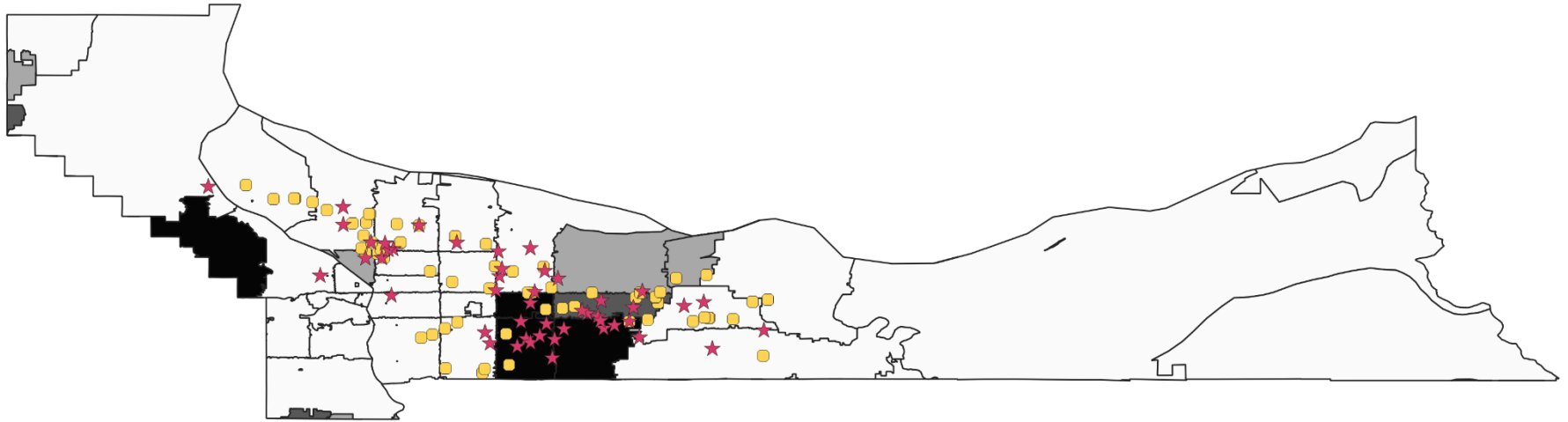
- 0 - 0.054
- 0.054 - 0.108
- 0.108 - 0.161
- 0.161 - 0.215

Data Source: U.S. Census Bureau. (2022). *2020 American Community Survey 5-year estimates, generated by the Boston University Center of Ecology of Early Development*, retrieved via U.S. Census Bureau API.



Boston University Wheelock College of Education
& Human Development
Center on the Ecology of Early Development

Race/Ethnicity of Young Children in Multnomah County: Children that identify as Asian/Pacific Islander Preschool for All and Head Start Sites



Legend

- ★ Preschool For All 2022-23 Pilot Sites
- 2022 Head Start Sites from U.S. Department of Health & Human Services

% Children Under 5 identify as Asian/Pacific Islander

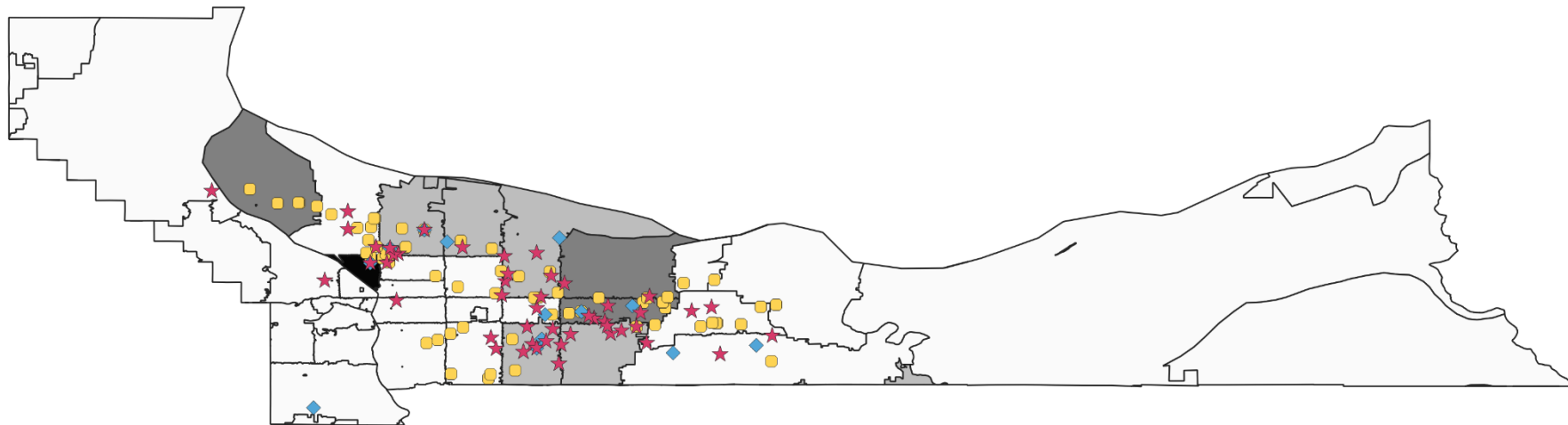
- 0 - 0.054
- 0.054 - 0.108
- 0.108 - 0.161
- 0.161 - 0.215

Data Source: U.S. Census Bureau. (2022). *2020 American Community Survey 5-year estimates, generated by the Boston University Center of Ecology of Early Development*, retrieved via U.S. Census Bureau API.



Boston University Wheelock College of Education
& Human Development
Center on the Ecology of Early Development

Race/Ethnicity of Young Children in Multnomah County: Children that identify as Black/African American: By Pre-K Funding Source



Legend

- ★ Preschool For All 2022-23 Pilot Sites
- ◆ 2022 Preschool Promise Sites
- 2022 Head Start Sites from U.S. Department of Health & Human Services

% Children Under 5 identify as Black

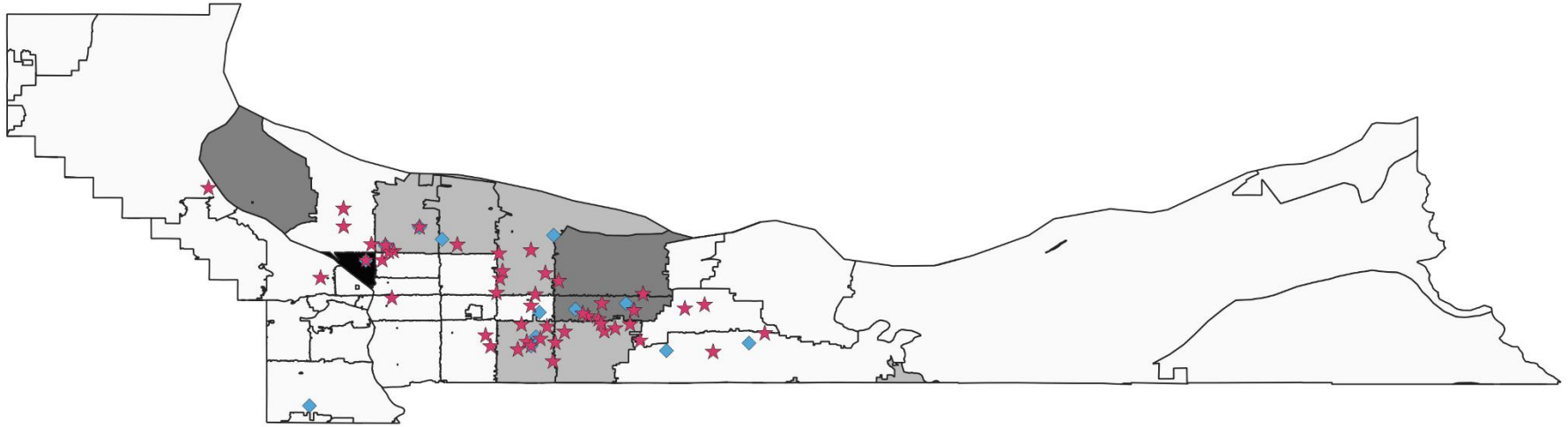
- 0 - 0.072
- 0.072 - 0.144
- 0.144 - 0.216
- 0.288 - 0.36

Data Source: U.S. Census Bureau. (2022). *2020 American Community Survey 5-year estimates*, generated by the Boston University Center of Ecology of Early Development, retrieved via U.S. Census Bureau API.



Boston University Wheelock College of Education
& Human Development
Center on the Ecology of Early Development

Race/Ethnicity of Young Children in Multnomah County: Children that identify as Black/African American Preschool for All and Preschool Promise Sites



Legend

★ Preschool For All 2022-23 Pilot Sites

◆ 2022 Preschool Promise Sites

% Children Under 5 identify as Black

□ 0 - 0.072

□ 0.072 - 0.144

□ 0.144 - 0.216

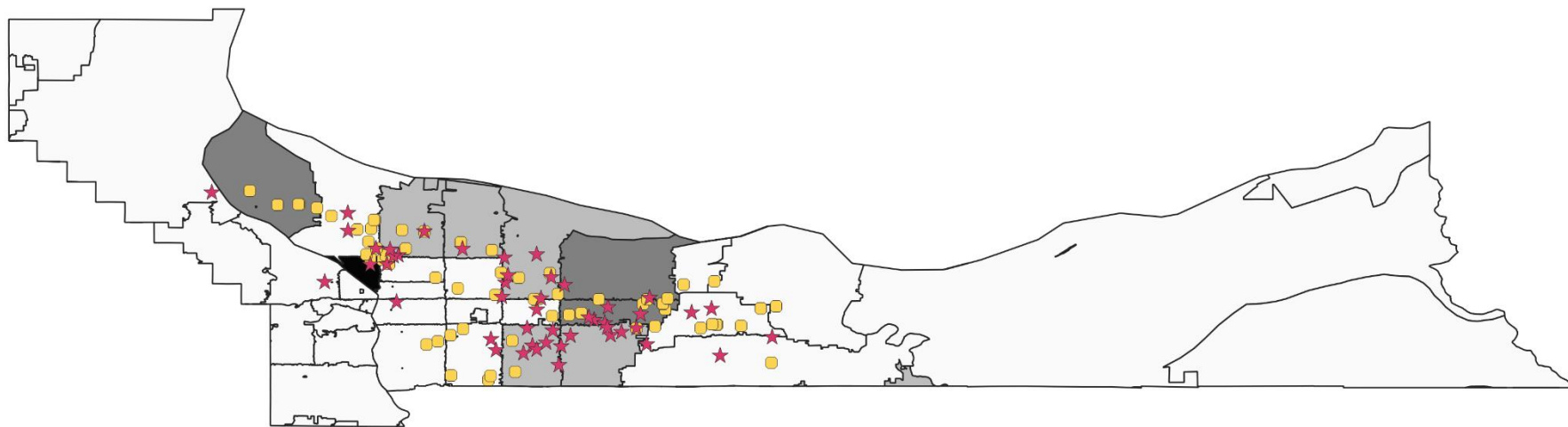
□ 0.288 - 0.36

Data Source: U.S. Census Bureau. (2022). *2020 American Community Survey 5-year estimates*, generated by the Boston University Center of Ecology of Early Development, retrieved via U.S. Census Bureau API.



Boston University Wheelock College of Education
& Human Development
Center on the Ecology of Early Development

Race/Ethnicity of Young Children in Multnomah County: Children that identify as Black/African American Preschool for All and Head Start Sites



Legend

- ★ Preschool For All 2022-23 Pilot Sites
- 2022 Head Start Sites from U.S. Department of Health & Human Services

% Children Under 5 identify as Black

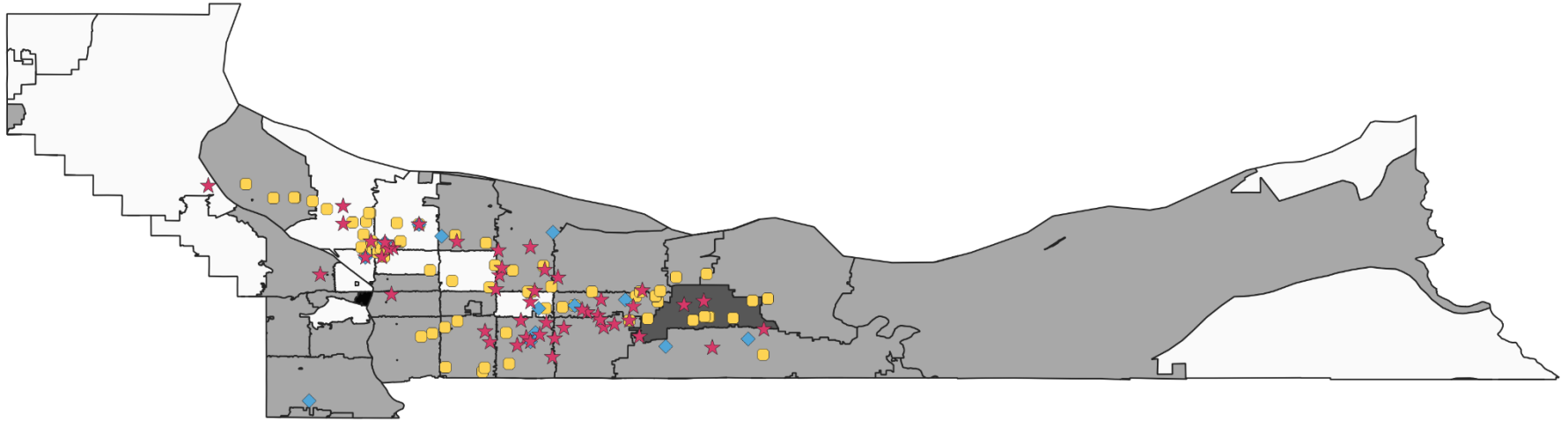
- 0 - 0.072
- 0.072 - 0.144
- 0.144 - 0.216
- 0.288 - 0.36

Data Source: U.S. Census Bureau. (2022). *2020 American Community Survey 5-year estimates*, generated by the Boston University Center of Ecology of Early Development, retrieved via U.S. Census Bureau API.



Boston University Wheelock College of Education
& Human Development
Center on the Ecology of Early Development

Race/Ethnicity of Young Children in Multnomah County: Children that identify as Other/2 or More Races: By Pre-K Funding Source



Legend

- ★ Preschool For All 2022-23 Pilot Sites
- ◆ 2022 Preschool Promise Sites
- 2022 Head Start Sites from U.S. Department of Health & Human Services

% Children Under 5 identify as Other

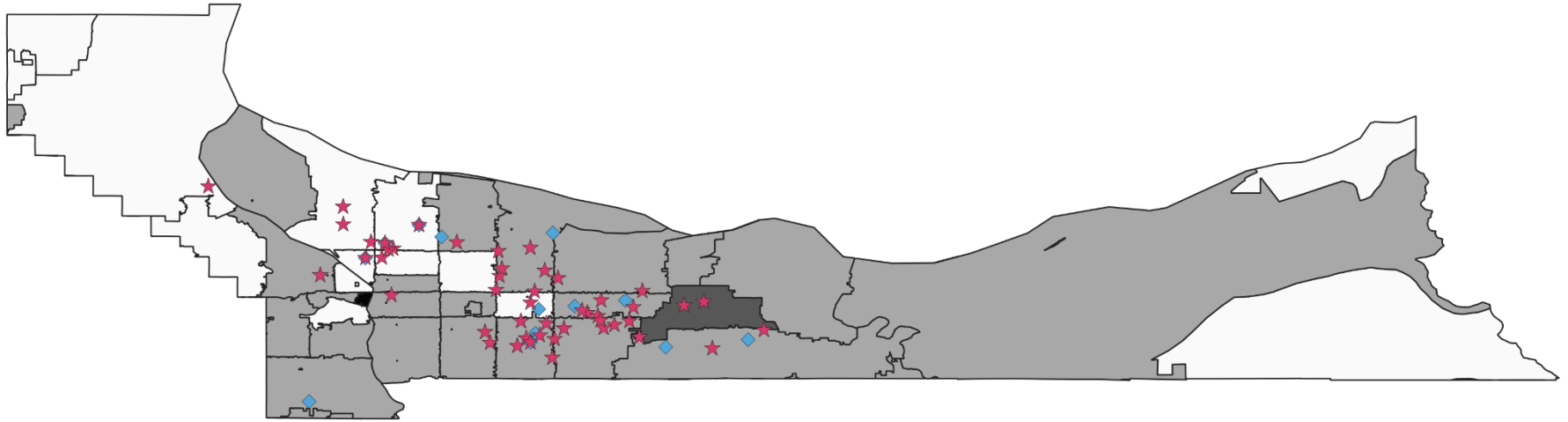
- 0 - 0.25
- 0.25 - 0.5
- 0.5 - 0.75
- 0.75 - 1

Data Source: U.S. Census Bureau. (2022). *2020 American Community Survey 5-year estimates*, generated by the Boston University Center of Ecology of Early Development, retrieved via U.S. Census Bureau API.



Boston University Wheelock College of Education
& Human Development
Center on the Ecology of Early Development

Race/Ethnicity of Young Children in Multnomah County: Children that identify as Other/2 or More Races Preschool for All and Preschool Promise Sites



Legend

★ Preschool For All 2022-23 Pilot Sites

◆ 2022 Preschool Promise Sites

% Children Under 5 identify as Other

□ 0 - 0.25

□ 0.25 - 0.5

□ 0.5 - 0.75

□ 0.75 - 1

Data Source: U.S. Census Bureau. (2022). *2020 American Community Survey 5-year estimates*, generated by the Boston University Center of Ecology of Early Development, retrieved via U.S. Census Bureau API.



Boston University Wheelock College of Education
& Human Development
Center on the Ecology of Early Development

Race/Ethnicity of Young Children in Multnomah County: Children that identify as Other/2 or More Races Preschool for All and Head Start Sites



Legend

- ★ Preschool For All 2022-23 Pilot Sites
- 2022 Head Start Sites from U.S. Department of Health & Human Services

% Children Under 5 identify as Other

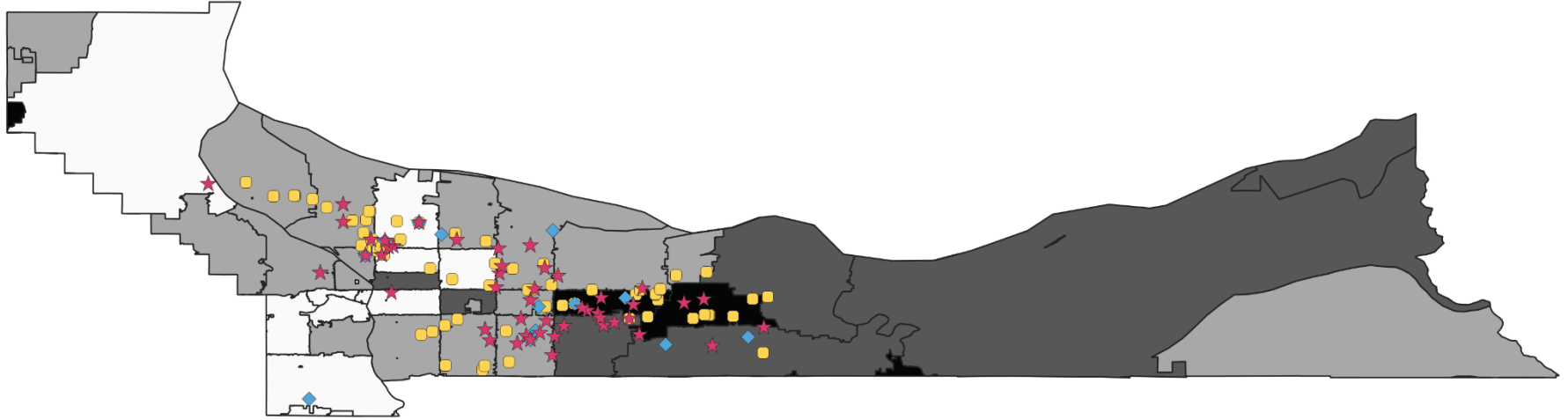
- 0 - 0.25
- 0.25 - 0.5
- 0.5 - 0.75
- 0.75 - 1

Data Source: U.S. Census Bureau. (2022). *2020 American Community Survey 5-year estimates*, generated by the Boston University Center of Ecology of Early Development, retrieved via U.S. Census Bureau API.



Boston University Wheelock College of Education
& Human Development
Center on the Ecology of Early Development

Race/Ethnicity of Young Children in Multnomah County: Children that Identify as Latine/x: By Pre-K Funding Source



Legend

- ★ Preschool For All 2022-23 Pilot Sites
- ◆ 2022 Preschool Promise Sites
- 2022 Head Start Sites from U.S. Department of Health & Human Services

% Children Under 5 identify as Latine/x

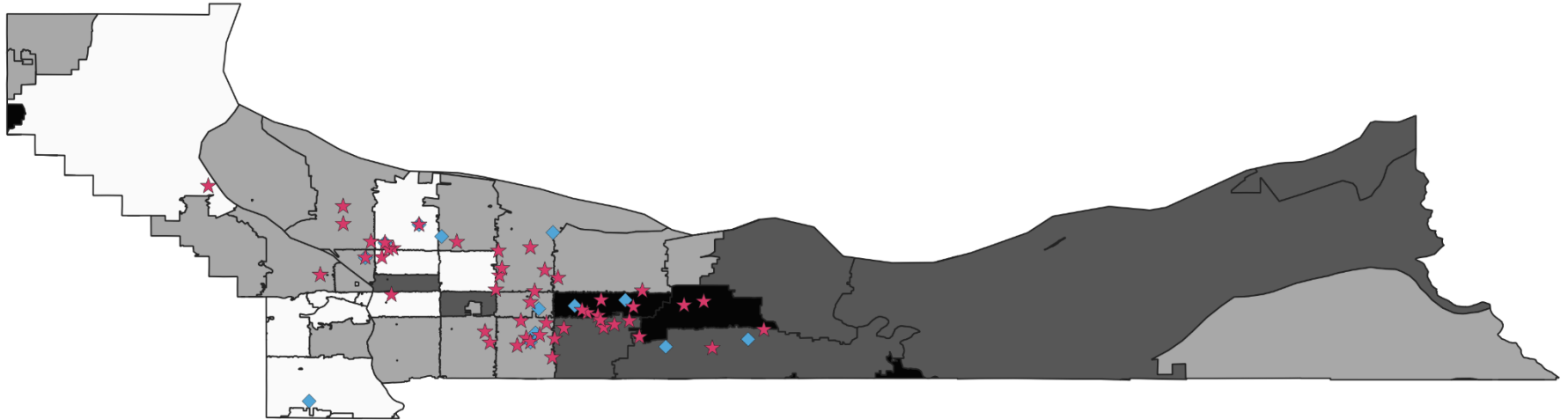
- 0 - 0.093
- 0.093 - 0.187
- 0.187 - 0.28
- 0.28 - 0.373

Data Source: U.S. Census Bureau. (2022). *2020 American Community Survey 5-year estimates, generated by the Boston University Center of Ecology of Early Development*, retrieved via U.S. Census Bureau API.



Boston University Wheelock College of Education
& Human Development
Center on the Ecology of Early Development

Race/Ethnicity of Young Children in Multnomah County: Children that Identify as Latine/x Preschool for All and Preschool Promise Sites



Legend

★ Preschool For All 2022-23 Pilot Sites

◆ 2022 Preschool Promise Sites

% Children Under 5 identify as Latine/x

□ 0 - 0.093

□ 0.093 - 0.187

□ 0.187 - 0.28

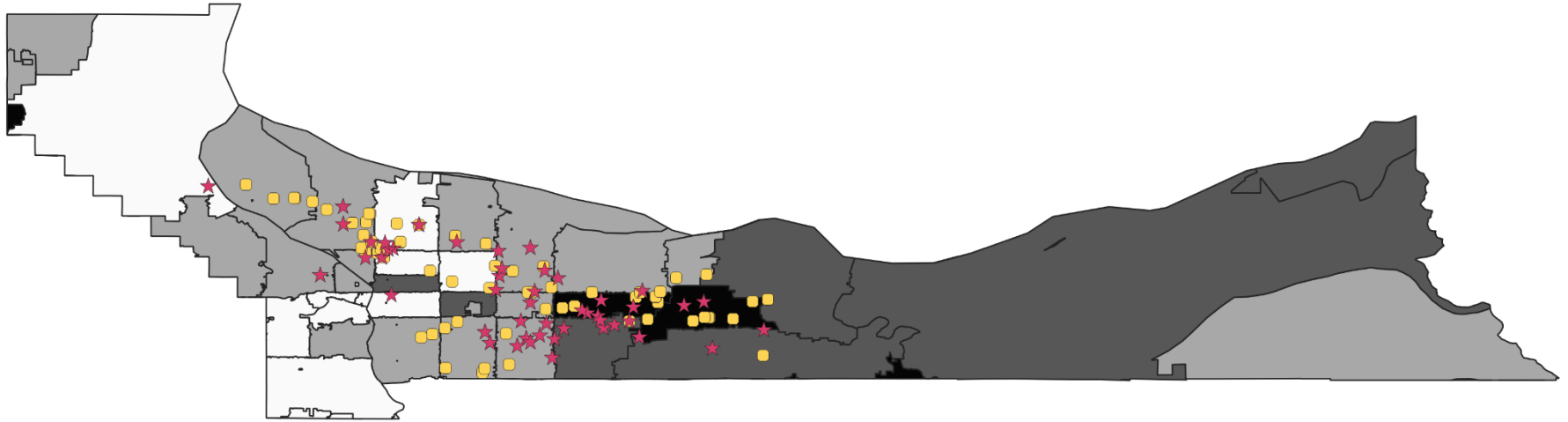
□ 0.28 - 0.373

Data Source: U.S. Census Bureau. (2022). *2020 American Community Survey 5-year estimates, generated by the Boston University Center of Ecology of Early Development*, retrieved via U.S. Census Bureau API.



Boston University Wheelock College of Education
& Human Development
Center on the Ecology of Early Development

Race/Ethnicity of Young Children in Multnomah County: Children that Identify as Latine/x Preschool for All and Head Start Sites



Legend

- ★ Preschool For All 2022-23 Pilot Sites
- 2022 Head Start Sites from U.S. Department of Health & Human Services

% Children Under 5 identify as Latine/x

- 0 - 0.093
- 0.093 - 0.187
- 0.187 - 0.28
- 0.28 - 0.373

Data Source: U.S. Census Bureau. (2022). *2020 American Community Survey 5-year estimates, generated by the Boston University Center of Ecology of Early Development*, retrieved via U.S. Census Bureau API.



Boston University Wheelock College of Education
& Human Development
Center on the Ecology of Early Development

Primary Language Not English in Multnomah County: By Pre-K Funding Source



Legend

- ★ Preschool For All 2022-23 Pilot Sites
- ◆ 2022 Preschool Promise Sites
- 2022 Head Start Sites from U.S. Department of Health & Human Services

Population with Primary Language Listed as Not English

- 0 - 1403
- 1403 - 2805
- 2805 - 4208
- 4208 - 5610

Data Source: U.S. Census Bureau. (2022). *2020 American Community Survey 5-year estimates, generated by the Boston University Center of Ecology of Early Development*, retrieved via U.S. Census Bureau API.



Primary Language Not English in Multnomah County Preschool for All and Preschool Promise Sites



Legend

- ★ Preschool For All 2022-23 Pilot Sites
- ◆ 2022 Preschool Promise Sites

Population with Primary Language Listed as Not English

- 0 - 1403
- 1403 - 2805
- 2805 - 4208
- 4208 - 5610

Data Source: U.S. Census Bureau. (2022). *2020 American Community Survey 5-year estimates*, generated by the Boston University Center of Ecology of Early Development, retrieved via U.S. Census Bureau API.



Boston University Wheelock College of Education
& Human Development
Center on the Ecology of Early Development

Primary Language Not English in Multnomah County Preschool for All and Head Start Sites



Legend

- ★ Preschool For All 2022-23 Pilot Sites
- 2022 Head Start Sites from U.S. Department of Health & Human Services

Population with Primary Language Listed as Not English

- 0 - 1403
- 1403 - 2805
- 2805 - 4208
- 4208 - 5610

Data Source: U.S. Census Bureau. (2022). *2020 American Community Survey 5-year estimates, generated by the Boston University Center of Ecology of Early Development*, retrieved via U.S. Census Bureau API.



Boston University Wheelock College of Education
& Human Development
Center on the Ecology of Early Development

Contact

For more information visit:
<https://www.bu-ceed.org/education-for-self-actualization.html>

Contact us at ceed@bu.edu

Suggested Citation: Moran, S.K., Cook, K.D., Curenton, S.M. (2023, May). *Mapping Early Early Care and Education in Multnomah County* [Power Point Slides]. Center on the Ecology of Early Development, Boston University.

The research included in this document was generously supported by the W. K. Kellogg Foundation (WKKF).



Boston University Wheelock College of Education
& Human Development
Center on the Ecology of Early Development